

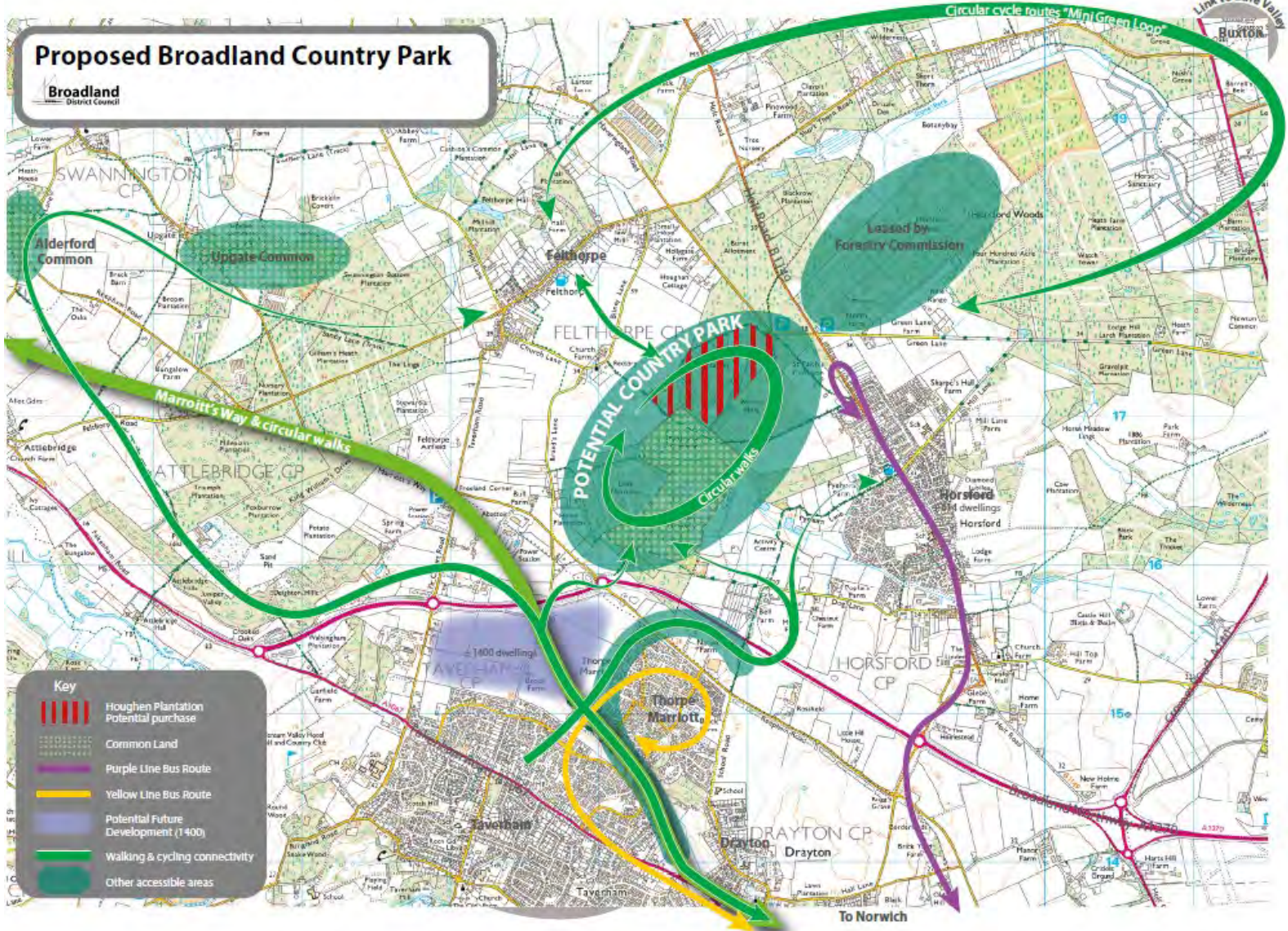


# Broadland Country Park

Sarah Burston Project Coordinator

# Proposed Broadland Country Park

Broadland District Council



**Key**

- Houghen Plantation Potential purchase
- Common Land
- Purple Line Bus Route
- Yellow Line Bus Route
- Potential Future Development (1400)
- Walking & cycling connectivity
- Other accessible areas



## Welcome to Broadland Country Park

A beautiful 140 acre mosaic of heath, woodland and marshy grassland, perfect for walkers, horse riders and cyclists to explore and enjoy.

Broadland Country Park changes with the seasons. In the spring you can find bluebells and primroses, and in the summer butterflies and dragonflies can be seen along the woodland fringes. When autumn arrives and light levels drop, the site turns purple as the heather starts to flower and Sweet Chestnut trees ripen. In the winter, bare Silver Birch trees create a striking contrast in the landscape.

In the 18th century, heathland extended from Whinny Hills to the North Norfolk Coast, but as grazing regimes ceased, many of the plants unique to these heathlands were lost to the growth of unmanaged birch and gorse scrub.

Our teams are working hard to restore areas of this important heathland habitat. During your visit you may see volunteer groups working on site, as well as grazing animals to help control the areas of scrub.

You might also be lucky enough to see one of the UK's four indigenous reptile species, Common Lizard, Slow Worm, Grass Snake or Adder.

There are currently two circular routes around the country park. The shorter pink route has a mix of broadleaf and conifer woodland, and the longer purple route will take you to large areas of Sweet Chestnut trees with views across the heath. Paths may be uneven and sometimes wet so please wear appropriate footwear. Please keep to paths.



View across emerging heathland



Common lizard (Zootoca vivipara)



Spring primroses



This land was acquired by Broadland District Council with funding received from the Greater Norwich Growth Board.



Cyclists, horse riders & walkers use the paths, so please look out for one another.



Please clean up after your dog and keep them under close control.



No overnight camping, fires or barbecues.



Please respect and protect nature by taking your litter home.

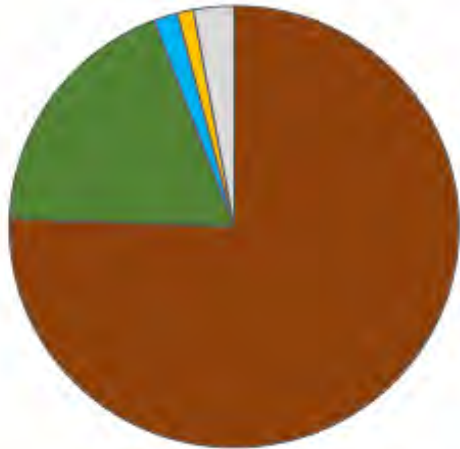
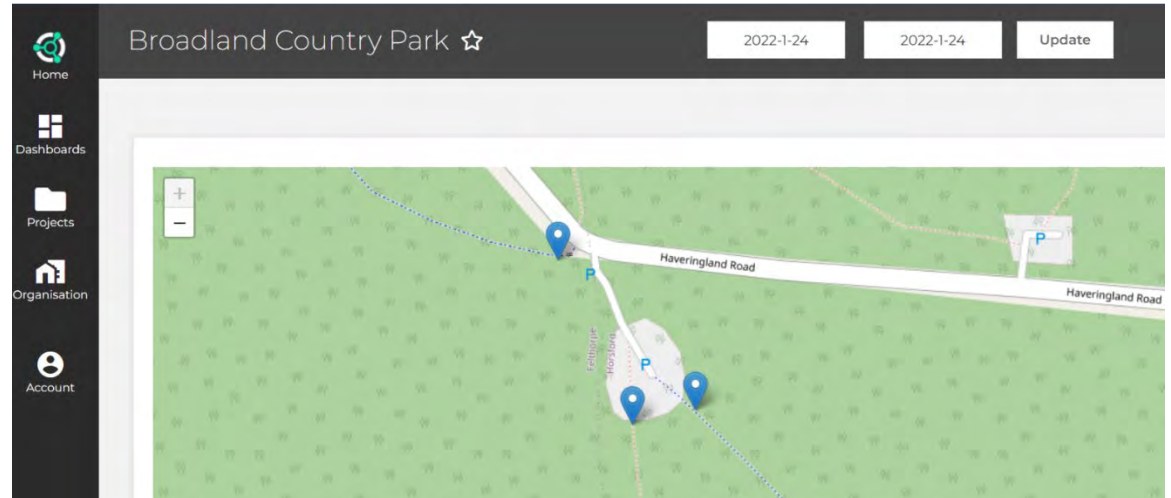
### IN EVENT OF EMERGENCY

Call 999 and use these three words as location reference: bags, hippy, skippers

For management or maintenance queries please contact: [BroadlandCountryPark@Broadland.gov.uk](mailto:BroadlandCountryPark@Broadland.gov.uk)



# Baseline Data



- Dog walking (76%)
- Walking (19%)
- Jogging / power walking (2%)
- Cycling (1%)
- Other (3%)

















Sarah Burston Project Coordinator

01603 430635

07827 955878



[Sarah.burston@southnorfolkandbroadland.gov.uk](mailto:Sarah.burston@southnorfolkandbroadland.gov.uk)

<https://www.southnorfolkandbroadland.gov.uk/broadlandcountrypark>